



CUENTA PÚBLICA 2025
 ESTADO ANALÍTICO DEL EJERCICIO DEL PRESUPUESTO DE EGRESOS
 CLASIFICACIÓN ADMINISTRATIVA
 Del 1 de Enero al 31 de Diciembre de 2025
 (Cifras en Pesos)



000004

Concepto	Egreso Aprobado (1)	Ampliaciones/Reducciones (2)	Egreso Modificado (3=1+2)	Egreso Devengado (4)	Egreso Pagado (5)	Subejercicio (6=3-4)
3	145,566,874.51	26,470,762.01	172,037,636.52	172,037,636.52	157,259,520.75	0.00
3.1	145,566,874.51	26,470,762.01	172,037,636.52	172,037,636.52	157,259,520.75	0.00
3.1.1	145,566,874.51	26,470,762.01	172,037,636.52	172,037,636.52	157,259,520.75	0.00
3.1.1.1	145,566,874.51	26,470,762.01	172,037,636.52	172,037,636.52	157,259,520.75	0.00
000	0.00	0.00	0.00	0.00	0.00	0.00
001	10,523,639.81	-456,139.08	10,067,500.73	10,067,500.73	9,988,852.73	0.00
002	15,609,231.85	-5,647,448.08	9,961,783.77	9,961,783.77	9,961,783.77	0.00
003	433,017.94	-242,552.36	190,465.58	190,465.58	190,465.58	0.00
004	3,240,076.48	6,024,998.16	9,265,074.64	9,265,074.64	9,255,074.64	0.00
005	754,804.74	1,572,962.58	2,327,767.32	2,327,767.32	2,327,767.32	0.00
006	1,273,263.91	30,990,416.12	32,263,680.03	32,263,680.03	18,564,062.18	0.00
007	3,505,689.08	26,105,544.32	29,611,233.40	29,611,233.40	29,611,233.40	0.00
008	19,672,842.34	-569,046.86	19,103,795.48	19,103,795.48	18,417,724.72	0.00
009	1,717,433.79	5,070.59	1,722,504.38	1,722,504.38	1,722,504.38	0.00
010	2,038.23	605,014.51	607,052.74	607,052.74	607,052.74	0.00
011	284,038.39	6,189,893.06	6,473,931.45	6,473,931.45	6,473,931.45	0.00
012	18,717.06	-5,825.30	12,891.76	12,891.76	12,891.76	0.00
013	2,134,844.45	-300,379.00	1,834,465.45	1,834,465.45	1,834,465.45	0.00
014	18,613.40	907,779.67	926,393.07	926,393.07	926,393.07	0.00
015	299,092.86	843,313.87	1,142,406.73	1,142,406.73	1,142,406.73	0.00
016	2,234,503.93	-1,036,478.22	1,198,025.71	1,198,025.71	1,198,025.71	0.00
017	60,270.24	822,881.35	883,151.59	883,151.59	883,151.59	0.00
018	2,724,510.64	-384,027.60	2,340,483.04	2,340,483.04	2,340,483.04	0.00
019	0.00	0.00	0.00	0.00	0.00	0.00
020	2,570,152.07	2,023,538.37	4,593,690.44	4,593,690.44	4,561,696.51	0.00
021	987,442.67	1,620,912.33	2,608,355.00	2,608,355.00	2,608,355.00	0.00
022	0.00	299,769.00	299,769.00	299,769.00	299,769.00	0.00
023	4,203,783.29	-3,610,540.93	593,242.36	593,242.36	593,242.36	0.00
024	22,259,135.24	-21,723,456.90	535,678.34	535,678.34	535,678.34	0.00
025	1,724,882.00	223,306.42	1,948,188.42	1,948,188.42	1,948,188.42	0.00
026	0.00	539,182.02	539,182.02	539,182.02	539,182.02	0.00
027	1,761,093.04	-134,390.97	1,626,702.07	1,626,702.07	1,626,702.07	0.00
028	171,661.52	1,246,638.39	1,418,299.91	1,418,299.91	1,418,299.91	0.00
029	40,333.78	499,791.24	540,125.02	540,125.02	540,125.02	0.00
030	65,123.00	346,004.68	411,127.68	411,127.68	411,127.68	0.00
031	0.00	0.00	0.00	0.00	0.00	0.00
032	5,689,794.64	-5,684,700.60	5,094.04	5,094.04	5,094.04	0.00
033	110,740.00	521,246.17	631,986.17	631,986.17	631,986.17	0.00
034	0.00	20,428.01	20,428.01	20,428.01	20,428.01	0.00
035	0.00	0.00	0.00	0.00	0.00	0.00

CUENTA PÚBLICA 2025
 ESTADO ANALÍTICO DEL EJERCICIO DEL PRESUPUESTO DE EGRESOS
 CLASIFICACIÓN ADMINISTRATIVA
 Del 1 de Enero al 31 de Diciembre de 2025
 (Cifras en Pesos)

Concepto	Egreso Aprobado (1)	Ampliaciones/Reducciones (2)	Egreso Modificado (3=L+2)	Egreso Devengado (4)	Egreso Pagado (5)	Subejercicio (6=3-4)
PODER EJECUTIVO	0.00	0.00	0.00	0.00	0.00	0.00
PODER LEGISLATIVO	0.00	0.00	0.00	0.00	0.00	0.00
PODER JUDICIAL	0.00	0.00	0.00	0.00	0.00	0.00
ÓRGANOS AUTÓNOMOS	0.00	0.00	0.00	0.00	0.00	0.00
TOTAL DEL EGRESO	0.00	0.00	0.00	0.00	0.00	0.00



 PRESIDENTE MUNICIPAL
 ZACATELCO





 SINDICO MUNICIPAL
 ZACATELCO

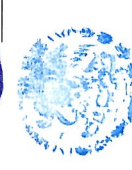

000006


CUENTA PÚBLICA 2025
 ESTADO ANALÍTICO DEL EJERCICIO DEL PRESUPUESTO DE EGRESOS
 CLASIFICACIÓN ADMINISTRATIVA
 Del 1 de Enero al 31 de Diciembre de 2025
 (Cifras en Pesos)



Concepto	Egreso Aprobado (1)	Ampliaciones/Reducciones (2)	Egreso Modificado (3=1+2)	Egreso Devengado (4)	Egreso Pagado (5)	Subejercicio (6=3-4)
ENTIDADES PARAESTATALES Y FIDEICOMISOS NO EMPRESARIALES Y NO FINANCIEROS	0.00	0.00	0.00	0.00	0.00	0.00
INSTITUCIONES PÚBLICAS DE LA SEGURIDAD SOCIAL	0.00	0.00	0.00	0.00	0.00	0.00
ENTIDADES PARAESTATALES EMPRESARIALES NO FINANCIERAS CON PARTICIPACIÓN ESTATAL MAYORITARIA	0.00	0.00	0.00	0.00	0.00	0.00
FIDEICOMISOS EMPRESARIALES NO FINANCIEROS CON PARTICIPACIÓN ESTATAL MAYORITARIA	0.00	0.00	0.00	0.00	0.00	0.00
ENTIDADES PARAESTATALES EMPRESARIALES FINANCIERAS MONETARIAS CON PARTICIPACIÓN ESTATAL MAYORITARIA	0.00	0.00	0.00	0.00	0.00	0.00
ENTIDADES PARAESTATALES EMPRESARIALES FINANCIERAS NO MONETARIAS CON PARTICIPACIÓN ESTATAL MAYORITARIA	0.00	0.00	0.00	0.00	0.00	0.00
FIDEICOMISOS FINANCIEROS PÚBLICOS CON PARTICIPACIÓN ESTATAL MAYORITARIA	145,566,874.51	26,470,762.01	172,037,636.52	172,037,636.52	157,259,520.75	0.00
ENTIDADES PARAMUNICIPALES (EN SUS DIFERENTES CLASIFICACIONES)	0.00	0.00	0.00	0.00	0.00	0.00
TOTAL DEL EGRESO	145,566,874.51	26,470,762.01	172,037,636.52	172,037,636.52	157,259,520.75	0.00

Bajo protesta de decir verdad declaramos que los Estados Financieros y sus notas, son razonablemente correctos y son responsabilidad del emisor.

100000